



TECHNICAL DATA SHEET

SPRAY KIT - CANDY APPLE BASECOAT

PRODUCT DESCRIPTION

Spray Chief's Spray Kit - Candy Apple Basecoat are ready to use products suitable for airbrush application. When used over Spray Chief's Micro Silver Basecoat or Silver Base Basecoat, this product, which utilises the latest in paint technology, generates the most glamorous and vibrant transparent finish. When clear coated with Spray Chief's 2K Clear (HS) 2:1, a high gloss finish with excellent durability and depth is achieved.

PRODUCT AND ADDITIVES

- Spray Chief Spray Kit - Candy Apple Basecoat


SUITABLE SUBSTRATES

- Spray Chief Micro Silver Basecoat
- Spray Chief Silver Base Basecoat

MIXING RATIO

- RFU – No thinning required.



SPRAY GUN AND PRESSURE


SPRAY GUN & PRESSURE:	<ul style="list-style-type: none">• Airbrush• Pressure: 70 – 100 kPa	
--------------------------	---	---

APPLICATION

- All surfaces must be thoroughly sanded and cleaned with a suitable Wax & Grease Remover prior to application.
- Shake thoroughly before use.
- To achieve the correct look, Spray Chief's Spray Kit - Candy Apple Basecoat must be applied over two to three coats of Spray Chief's Micro Silver Basecoat or Silver Base Basecoat. (See the TDS for these products for the correct application procedure).
- Once the correct base has been applied:
 - Apply the Spray Chief Spray Kit - Candy Apple Basecoat colour, using an appropriate airbrush, to achieve the desired finish. Use low pressure and avoid overspray.
 - A multiple graphic design will require the use of Spray Chief's Basecoat Stabiliser (See the relevant TDS) to prevent tape marks due to the multiple tape-outs.
 - Allow a window of approximately 1 to 2 hours, but no longer than 6 hours, before applying Spray Chief's 2K Clear (HS) 2:1 (See the relevant TDS).
 - **WARNING:** The spraying environment must be clean and free from any dust particles. Because any particle landing in the Candy Apple Basecoat colour will be highlighted dramatically, in the finished product.
 - **NOTE:** The main problem with applying this product is patchiness and streaking in the colour. As the coating is transparent, the more coats applied the darker the colour will be.

Disclaimer: Spray Chief has no control over the thickness or application of the product being applied nor the conditions under which it is being used. These instructions are a guide only and a test panel is recommended before use.

SPRAYING VISCOSITY:	<ul style="list-style-type: none"> • 18 – 20 seconds B4 cup at 25°C. 	 <p>18-20 Seconds</p>
FLASH-OFF TIME:	<ul style="list-style-type: none"> • 5 - 10 minutes between coats at 25°C. 	

RECOATING:	<ul style="list-style-type: none"> • 1 – 2 hours (max. 6 hours) at 25°C for a Dry Film Thickness of 20 – 25 Micron. • For a superior finish, flatten with 1200 W/D before clear coating. 	
------------	--	---

TECHNICAL INFORMATION

COLOUR	Large Range Available
COVERAGE:	8 m ² /L @ 25 Micron Dry Film Thickness.
VOC:	Average: 807 g/L
PACKAGING:	200 ml
ITEM CODE:	A16/SK
SHELF LIFE:	12 Months

SAFETY PRECAUTIONS

Please refer to the relevant Safety Data Sheet before using this product.

The above information is reliable and accurate to the best of our knowledge at the time of preparation. Any recommendations or suggestions made are without warranty or guarantee. Users assume all responsibility since the conditions of use are beyond our control.

REVISED: 04 March 2014

REPLACES ISSUE:

Spray Kit - Candy Apple Basecoat

Page 3 of 3