



TECHNICAL DATA SHEET

SHIM'R BASECOAT

PRODUCT DESCRIPTION

Spray Chief's Shim'r Basecoat is a truly unique special effects finish. It has a very distinctive particle size that develops a vibrant brighter colour that has a fantastic shimmering effect. A range of colours are available, which have excellent flow. When clear coated with Spray Chief's 2K Clear (HS) 2:1, a high gloss finish with excellent durability is achieved.

PRODUCT AND ADDITIVES

- Spray Chief Shim'r Basecoat
- Spray Chief Basecoat Reducer
- Spray Chief 2:1 MS Hardener


SUITABLE SUBSTRATES

- Spray Chief Epoxy Primer (4:1) Black (only).
- Spray Chief Acrylic Primer Black.

MIXING RATIO

- 1 part Spray Chief Shim'r Basecoat colour by volume.
- 50 – 80% Spray Chief Basecoat Reducer by volume.
- If required, 5% by volume of Spray Chief 2:1 MS Hardener can be added to the Shim'r Basecoat colour, before thinning, to activate it.




SPRAY GUN AND PRESSURE

<p>SPRAY GUN & PRESSURE:</p>	<ul style="list-style-type: none"> • Suction spray gun with 1.8mm – 2.0 mm tip (Avoid gravity guns) • Pressure: at 25psi (1.2kPa) – low pressure is essential to allow the particle to lay flat. 	
----------------------------------	--	---

APPLICATION

- All surfaces must be thoroughly sanded and cleaned with a suitable Wax & Grease Remover prior to application.
- Stir thoroughly before use.
- For a better finish, with improvements in adhesion and durability, mix the Spray Chief Shim'r Basecoat colour with 5% by volume of Spray Chief 2:1 MS Hardener, before adding the reducer.
- Apply approximately 4 to 6 coats. This will depend on the depth and coverage required.
- The first coat is the most important. This should be a medium to wet application.
- Once the first coat has tacked off, wetter coats may be applied until the desired effect is achieved.
- Allow each coat to tack off, before applying the next coat.
- **NOTE:** This is a multiple coat system, it is very important to take your time when applying the required coats to achieve the colour depth desired. To achieve the best finish it must be applied evenly.
- Allow an ample flash off time (approximately 20 to 30 minutes or until touch dry) before applying Spray Chief's 2K Clear (HS) 2:1 (See the relevant TDS).

Disclaimer: Spray Chief has no control over the thickness or application of the product being applied nor the conditions under which it is being used. These instructions are a guide only and a test panel is recommended before use.

SPRAYING VISCOSITY:	<ul style="list-style-type: none"> • 17 – 18 seconds B4 cup at 25°C. 	 17-18 SECONDS
FLASH-OFF TIME:	<ul style="list-style-type: none"> • 5 – 10 minutes between coats at 25°C. 	
RECOATING:	<ul style="list-style-type: none"> • 20 – 30 minutes at 25°C for a Dry Film Thickness of 20 – 25 Micron. • For a superior finish, flatten with 1200 W/D before clear coating. 	

TECHNICAL INFORMATION

COLOUR:	Large Range Available
COVERAGE:	8 m ² /L @ 25 Micron Dry Film Thickness.
VOC:	Average: 692 g/L
PACKAGING:	1LT
ITEM CODE:	A16/SHCOB
SHELF LIFE:	12 Months

SAFETY PRECAUTIONS

Please refer to the relevant Safety Data Sheet before using this product.

The above information is reliable and accurate to the best of our knowledge at the time of preparation. Any recommendations or suggestions made are without warranty or guarantee. Users assume all responsibility since the conditions of use are beyond our control.

REVISED: 24 February 2014

REPLACES ISSUE:

Shim'r Basecoat

Page 3 of 3