



TECHNICAL DATA SHEET

BLACK PEARL BASECOAT

PRODUCT DESCRIPTION

Spray Chief's Black Pearl Basecoat is uniquely available only to Spray Chief. This product produces an unmatched finish, where the pearl particle is only highlighted by direct light, whilst in the shade it remains a deep shade of black. It is available in a range of different effects. When clear coated with Spray Chief's 2K Clear (HS) 2:1, a high gloss finish with excellent durability is achieved.

PRODUCT AND ADDITIVES

- Spray Chief Black Pearl Basecoat
- Spray Chief Basecoat Reducer
- Spray Chief 2:1 MS Hardener


SUITABLE SUBSTRATES

- Spray Chief Epoxy Primer (4:1) Black (Only).
- Spray Chief Acylic Primer Black.

MIXING RATIO

- 1 part Spray Chief Black Pearl Basecoat colour by volume.
- 50 – 80% Spray Chief Basecoat Reducer by volume.
- If required, 5% by volume of Spray Chief 2:1 MS Hardener can be added to the Black Pearl Basecoat colour, before thinning, to activate it.




SPRAY GUN AND PRESSURE

SPRAY GUN & PRESSURE:	<ul style="list-style-type: none"> Use HVLP gravity fed gun Tip: 1.3 – 1.5 mm Pressure: 350 – 400 kPa Fan Size: 15 – 20 cm 	
-----------------------	--	---

APPLICATION

- All surfaces must be thoroughly sanded and cleaned with a suitable Wax & Grease Remover prior to application.
- Stir thoroughly before use.
- For a better finish, with improvements in adhesion and durability, mix the Spray Chief Black Pearl Basecoat colour with 5% by volume of Spray Chief 2:1 MS Hardener, before adding the reducer.
- Apply approximately 2 to 4 even coats.
- Allow each coat to tack off, with a flash off time of approximately 5 to 10 minutes, before applying the next coat.
- Allow an ample flash off time (approximately 20 to 30 minutes or until touch dry) before applying Spray Chief's 2K Clear (HS) 2:1 (See the relevant TDS).

Disclaimer: Spray Chief has no control over the thickness or application of the product being applied nor the conditions under which it is being used. These instructions are a guide only and a test panel is recommended before use.

SPRAYING VISCOSITY:	<ul style="list-style-type: none"> 17 – 18 seconds B4 cup at 25°C. 	 17-18 SECONDS
FLASH-OFF TIME:	<ul style="list-style-type: none"> 5 – 10 minutes between coats at 25°C. 	
RECOATING:	<ul style="list-style-type: none"> 20 – 30 minutes at 25°C for a Dry Film Thickness of 20 – 25 Micron. For a superior finish, flatten with 1200 W/D before clear coating. 	

TECHNICAL INFORMATION

COLOURS:	Aqua, Blue, Copper, Gold, Green, Lilac, Platinum and Red.
COVERAGE:	8 m ² /L @ 25 Micron Dry Film Thickness.
VOC:	733 g/L
PACKAGING:	1 LT
ITEM CODE:	A16/BP
SHELF LIFE:	12 Months

SAFETY PRECAUTIONS

Please refer to the relevant Safety Data Sheet before using this product.

The above information is reliable and accurate to the best of our knowledge at the time of preparation. Any recommendations or suggestions made are without warranty or guarantee. Users assume all responsibility since the conditions of use are beyond our control.

REVISED: 25 February 2014

REPLACES ISSUE:

Black Pearl Basecoat

Page 3 of 3