



TECHNICAL DATA SHEET

2K SILVER BASE (2:1) and 2K MICRO SILVER (2:1)

PRODUCT DESCRIPTION

Spray Chief's 2K Silver Base (2:1) and 2K Micro Silver (2:1) are the recommended bases for the range of Spray Chief's 2K Candy Apple (2:1) and 2K Candy Apple – Rainbow Finish colours. The specially selected silver pigments have excellent coverage, generating a brightness, which produces a finish with both the depth and vibrancy required by Spray Chief's 2K Candy Apple (2:1) colours.

PRODUCT AND ADDITIVES

- Spray Chief 2K Silver Base (2:1)
- Spray Chief 2K Micro Silver (2:1)
- Spray Chief 2:1 MS Hardener
- Spray Chief 2K Thinner


SUITABLE SUBSTRATES

- Spray Chief Epoxy Primer (4:1), available in Black, White or Grey.
- Sound existing surfaces.

MIXING RATIO

- 2 parts Spray Chief 2K Micro Silver (2:1) or 2K Silver Base (2:1) by volume.
- 1 part Spray Chief 2:1 MS Hardener by volume.
- Up to 10% reduction with Spray Chief 2K Thinner may be required.



SPRAY GUN AND PRESSURE


SPRAY GUN & PRESSURE:	<ul style="list-style-type: none"> Use HVLP gravity fed gun Tip: 1.3 – 1.5 mm Pressure: 350 – 400 kPa Fan Size: 15 – 20 cm 	
-----------------------	--	---

APPLICATION

- All surfaces must be thoroughly sanded and cleaned with a suitable Wax & Grease Remover prior to application.
- Stir thoroughly before use.
- Apply two or three even coats, over previously applied Spray Chief's Epoxy Primer (4:1), with a minimum 50% spray patterned overlap.
- Allow each coat to flash off. (Remember this is a multiple coat system, so take your time).
- Allow up to 10 – 15 minutes between coats, remembering that the more coats that are applied, the longer the recoat time will be between coats.
- To avoid train tracks and/or blotchiness, consistency is the key when spraying the silver base. A 15 – 20 cm fan size is recommended.
- The silver base must be applied evenly to achieve the best finish.
- Allow an ample flash off time (approximately 30 minutes or till touch dry) before applying the 2K Candy Apple (2:1) colour (See the relevant TDS).
- WARNING:** The spraying environment must be clean and free from any dust particles. Because any particle landing in the silver base will be highlighted dramatically, in the 2K Candy Apple (2:1) colour.

Disclaimer: Spray Chief has no control over the thickness or application of the product being applied nor the conditions under which it is being used. These instructions are a guide only and a test panel is recommended before use.

SPRAYING VISCOSITY:	<ul style="list-style-type: none"> 18 – 20 seconds B4 cup at 25°C. 	
FLASH-OFF TIME:	<ul style="list-style-type: none"> 10 – 15 minutes between coats at 25°C. 	

RECOATING:	<ul style="list-style-type: none"> Approximately 30 minutes for a Dry Film Thickness of 40 – 50 Micron. 	
------------	--	---

TECHNICAL INFORMATION

COLOUR:	Silver Base and Micro Silver
COVERAGE:	9 m ² /L @ 50 Micron Dry Film Thickness.
VOC:	Silver Base: 449 g/L, Micro Silver: 452 g/L, (Hardener: 593 g/L)
POT LIFE:	2 – 3 hours at 25°C
PACKAGING:	1.5LT Kit
ITEM CODE:	A16/SB2:1 and A16/MS2:1
SHELF LIFE:	12 Months (Hardener: 6 months)

SAFETY PRECAUTIONS

Please refer to the relevant Safety Data Sheet before using this product.

The above information is reliable and accurate to the best of our knowledge at the time of preparation. Any recommendations or suggestions made are without warranty or guarantee. Users assume all responsibility since the conditions of use are beyond our control.

REVISED: 11 February 2014

REPLACES ISSUE:

2K Silver Base (2:1) and 2K Micro Silver (2:1)

Page 3 of 3